



**1. Zakrúžkuj vo vete V, v.**

Veverička Veronika zháňa v lese zásoby.

Víček Vilko vrtí chvostom, on nič také nerobí.


**2. Zakrúžkuj, ktorý obrázok začína hláskou v?**



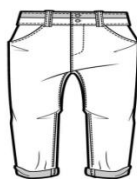
**3. Napíš k obrázku prvú slabiku.**




--	--



--	--



--	--



--	--

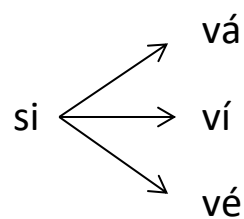
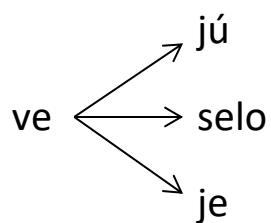
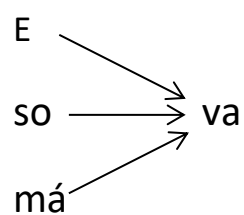
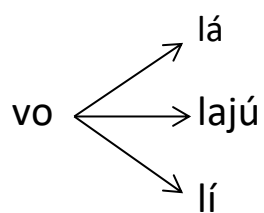
## Prepíš písmená

M	j	L	á	U	i	E	S	v	ó

## Píš

Handwriting practice lines for the letter 'V'. Each line consists of a solid top line, a dashed middle line, and a solid bottom line. The letter 'V' is shown at the beginning of each line with numbered arrows indicating stroke order: 1 for the first downward stroke and 2 for the second downward stroke. There are 10 such lines provided for practice.

**Čítaj:**



**Vo va ve vi vu volá máva Evu sove vejú láva visí loví  
Julovu Vilo veselé júlové mávajú sivé Silvo velíme**

Vyfarbi obrázok podľa určených farieb, písmen a nakoniec ho domaľuj podľa vlastnej fantázie.

